













Signage and
important information

SPORTEE C - Series 2026

Model N



SPORTEE™ C-Series - 2025

 	<p>WARNING - READ OPERATOR'S MANUAL - Be sure to read, understand and follow all safety rules and instructions contained in the manuals and guides and on the robot before attempting to use Sportee. Failure to do so may result in personal injury or death. Keep this manual in a safe place for regular reference. Using a smartphone, scan the QR code for more information on the warnings on this robot.</p>
	<p>WARNING - DO NOT LOAD OR UNLOAD ON A SLOPE - Always operate on level ground, with the robot switched off in the OFF (O) position, and ideally with two people or a winch.</p>
	<p>WARNING - NON-SECURE TRANSPORT- Always transport and move the robot in a vehicle equipped with anchorage points and ratchet straps. Plan to anchor the robot firmly at 4 points, two at the front and two at the rear.</p>
	<p>WARNING - CLIMBING THE ROBOT - Climbing, straddling, jumping or sitting on the robot is forbidden and dangerous. If you notice inappropriate use by the public, stop the mission and ask people to stop interacting with the robot and stay away from it.</p>
	<p>WARNING - POSITIONING YOURSELF IN FRONT OF THE ROBOT - The sometimes-abrupt acceleration of the robot in high-speed and manual travel mode can be dangerous. It is strongly recommended to stand at the rear of the robot and at least one meter away when using the manual movement mode.</p>
	<p>WARNING - NON-PROFESSIONAL PUBLIC - The robot is for professional use only and must not be used in a working area where the public, children or animals are present. Ask the public to completely evacuate the work area before proceeding with weeding operations.</p>
	<p>WARNING - PUBLIC ROADS - The robot must not be moved or used on public roads. It is not an insured vehicle for this type of operation. It is the user's responsibility to take out the appropriate insurance policy, if necessary.</p>
	<p>WARNING - BATTERY REPAIR - Do not attempt to repair, pierce, open or disconnect the battery from the robot, even when charging. Operations on the battery must be carried out by IC GREEN or a company duly authorized by the manufacturer.</p>
	<p>WARNING - CHARGING THE BATTERY - The battery must not be charged in negative temperatures, nor ideally above 26°C. A stable temperature and a ventilated area ensure the best possible charging.</p>

SPORTEE™ C-Series - 2025

	<p>WARNING - DO NOT THROW THE BATTERY IN THE GARBAGE - Return the battery to an authorized battery recycling center. Contains Lithium.</p>
	<p>WARNING - DO NOT CHARGE IN HUMID CONDITIONS - It is strictly forbidden to recharge the battery in humid conditions, especially in the rain. Electric shocks and short-circuits can cause serious damage to the robot and/or injury to personnel.</p>
	<p>WARNING - DO NOT LOAD OR LOAD - Do not place any weight or object on the robot, either during transport or operation, as this may damage the safety devices (warning light, emergency stop button) and the GPS mast.</p>
	<p>WARNING - DO NOT CLEAN WITH HIGH PRESSURE EQUIPMENT - The outside should be cleaned with clear water at no pressure higher than that of a normal tap. 2 bar is the recommended pressure. The interior should be cleaned with a blower to avoid damaging the connectors.</p>
	<p>WARNING - AGGRESSIVE AGENT - Do not use detergents, acidic or corrosive products, or even an outdoor scouring sponge. Instead, use clear, slightly soapy water, a natural sponge and a soft rag</p>
	<p>WARNING - TOUCHING SCRATCHERS - Touching the scratchers while the robot is switched on is forbidden and extremely dangerous, as it may result in serious injury. Do so only when the robot is switched off, or at least in emergency stop position, and always with appropriate gloves.</p>
	<p>PARTICULAR HAZARD - PUTTING LIMBS UNDER THE ROBOT - Never attempt to put upper or lower limbs under the robot, especially under the disks when they are in action. Wear appropriate hand gloves and safety shoes as a precaution.</p>
	<p>DANGER SIGNALLING - WARNING - It is strongly recommended to inform third parties in the work area of an upcoming or ongoing operation, at various points on the site for reasons of visibility (signs, or any other means at your disposal).</p>
	<p>RECOMMENDATION – STEEP SLOPES - Do not operate the robot up or down slopes >30%. When working on steep slopes, operate the robot in a direction perpendicular to the slope, to ensure greater stability thanks to the robot's low center of gravity.</p>
	<p>RECOMMENDATION - STORAGE OF THE ROBOT - During periods of inactivity (several days and especially during winter storage), do not leave the robot outdoors. Store it in a dry, well-ventilated place with an electrical outlet for recharging.</p>

CHARGING STATION SAFETY INSTRUCTIONS



WARNING – ELECTRICAL DEVICE

Access to the charging station and its maintenance is only permitted for duly authorized personnel. Open with caution



WARNING – MAGNETIC FIELDS

Strong magnetic fields near the station may cause interference. Monitor your equipment when approaching the charging unit.



PROHIBITED – MEDICAL DEVICES

Do not approach the station if you have cardiac equipment (such as a pacemaker), metal implants, etc. Serious or even fatal health risks may occur



PROHIBITED – INAPPROPRIATE MATERIAL

Do not keep metallic or electronic objects near the station, or items that could be demagnetized (magnetic stripe cards, mobile phones, etc.)



PROHIBITED – HAZARDOUS WASTE

Do not dispose of the station's components in regular trash. Bring them to a specialized collection point for proper recycling

